

RECOMMENDED CUTTING CONDITIONS

■ Slotting

When machine and work material rigidity and chip discharge properties are sufficient, please select the high efficiency cutting conditions.

When machine rigidity, work material rigidity or chip discharge properties are insufficient, please select general-purpose cutting conditions.

High efficiency cutting conditions


Work material	P				M				S				M				S				N				S			
	Carbon steel, Alloy steel, Mild steel				Pre-hardened steel, Alloy steel, Alloy tool steel				Austenitic, Ferritic and Martensitic stainless steels, Titanium alloys				Hardened stainless steels, Cobalt chromium alloy				Copper, Copper alloy				Heat resistant alloys							
	Ck45, 41CrMo4, St44-2, Ck10				NAK, X36CrMo17, 40CrNiMoA, X210Cr12, SKT				X5CrNi189, X8CrNiMo173, Ti6Al4V				X5CrNiCuNb16-4, X7CrNiAl17-7								Inconel718							
Dia. DC (mm)	Cutting speed (m/min)	Revolution (min ⁻¹)	Feed rate (mm/min)	Depth of cut ap (mm)	Cutting speed (m/min)	Revolution (min ⁻¹)	Feed rate (mm/min)	Depth of cut ap (mm)	Cutting speed (m/min)	Revolution (min ⁻¹)	Feed rate (mm/min)	Depth of cut ap (mm)	Cutting speed (m/min)	Revolution (min ⁻¹)	Feed rate (mm/min)	Depth of cut ap (mm)	Cutting speed (m/min)	Revolution (min ⁻¹)	Feed rate (mm/min)	Depth of cut ap (mm)	Cutting speed (m/min)	Revolution (min ⁻¹)	Feed rate (mm/min)	Depth of cut ap (mm)	Cutting speed (m/min)	Revolution (min ⁻¹)	Feed rate (mm/min)	Depth of cut ap (mm)
6	150	8000	1400	6	120	6400	770	6	100	5300	560	6	60	3200	380	3	180	9500	1700	6	30	1600	130	1.8				
8	150	6000	1300	8	120	4800	720	8	100	4000	600	8	60	2400	360	4	180	7200	1500	8	30	1200	140	2.4				
10	150	4800	1200	10	120	3800	630	10	100	3200	670	10	60	1900	310	5	180	5700	1400	10	30	950	160	3				
12	150	4000	960	12	120	3200	580	12	100	2700	650	12	60	1600	290	6	180	4800	1200	12	30	800	150	3.6				
16	150	3000	810	12	120	2400	500	12	100	2000	480	12	60	1200	250	8	180	3600	970	12	30	600	120	4.8				



DC:Dia.

General purpose cutting conditions

Work material	P				M				S				M				S				N				S			
	Carbon steel, Alloy steel, Mild steel				Pre-hardened steel, Alloy steel, Alloy tool steel				Austenitic, Ferritic and Martensitic stainless steels, Titanium alloys				Hardened stainless steels, Cobalt chromium alloy				Copper, Copper alloy				Heat resistant alloys							
	Ck45, 41CrMo4, St44-2, Ck10				NAK, X36CrMo17, 40CrNiMoA, X210Cr12, SKT				X5CrNi189, X8CrNiMo173, Ti6Al4V				X5CrNiCuNb16-4, X7CrNiAl17-7								Inconel718							
Dia. DC (mm)	Cutting speed (m/min)	Revolution (min ⁻¹)	Feed rate (mm/min)	Depth of cut ap (mm)	Cutting speed (m/min)	Revolution (min ⁻¹)	Feed rate (mm/min)	Depth of cut ap (mm)	Cutting speed (m/min)	Revolution (min ⁻¹)	Feed rate (mm/min)	Depth of cut ap (mm)	Cutting speed (m/min)	Revolution (min ⁻¹)	Feed rate (mm/min)	Depth of cut ap (mm)	Cutting speed (m/min)	Revolution (min ⁻¹)	Feed rate (mm/min)	Depth of cut ap (mm)	Cutting speed (m/min)	Revolution (min ⁻¹)	Feed rate (mm/min)	Depth of cut ap (mm)	Cutting speed (m/min)	Revolution (min ⁻¹)	Feed rate (mm/min)	Depth of cut ap (mm)
6	100	5300	630	6	80	4200	330	6	60	3200	220	6	50	2700	210	3	120	6400	760	6	25	1300	72	1.8				
8	100	4000	550	8	80	3200	320	8	60	2400	240	8	50	2000	200	4	120	4800	670	8	25	990	78	2.4				
10	100	3200	510	10	80	2500	270	10	60	1900	260	10	50	1600	170	5	120	3800	600	10	25	800	89	3				
12	100	2700	430	12	80	2100	250	12	60	1600	250	12	50	1300	150	6	120	3200	510	12	25	660	84	3.6				
16	100	2000	360	12	80	1600	220	12	60	1200	190	12	50	990	140	8	120	2400	430	12	25	500	63	4.8				



DC:Dia.

Note 1) VQ coating has less electrical conductivity; therefore an external contact type (electrically transmitted) tool setter may not work.

When measuring the tool length, please use an internal contact type (non-electrical type) tool setter or a laser type tool setter.

Note 2) Effective cutting of stainless steel, titanium alloys and heat-resistant alloys etc. can be achieved with the use of emulsion coolant.

Note 3) Chattering can still occur if the machine rigidity and clamping method are insufficient.

In these cases the feed and speed should be reduced proportionately.

Note 4) When the depth of cut is smaller than shown the revolution and feed rate can be increased.

■ Plunging

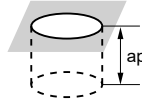
When machine and work material rigidity and chip discharge properties are sufficient, please select the high efficiency cutting conditions.

When machine rigidity, work material rigidity or chip discharge properties are insufficient, please select general-purpose cutting conditions.

High efficiency cutting conditions

Work material	P					M					S					N									
	Carbon steel, Alloy steel, Mild steel Ck45, 41CrMo4, St44-2, Ck10					Pre-hardened steel, Alloy steel, Alloy tool steel NAK, X36CrMo17, 40CrNiMoA, X210Cr12, SKT					Austenitic, Ferritic and Martensitic stainless steels, Titanium alloys X5CrNi189, X8CrNiMo173, Ti6Al4V					Hardened stainless steels, Cobalt chromium alloy X5CrNiCuNb16-4, X7CrNiAl17-7					Copper, Copper alloy				
Dia. DC (mm)	Cutting speed (m/min)	Revolution (min ⁻¹)	Feed rate (mm/min)	Hole Depth ap (mm)	Step (mm)	Cutting speed (m/min)	Revolution (min ⁻¹)	Feed rate (mm/min)	Hole Depth ap (mm)	Step (mm)	Cutting speed (m/min)	Revolution (min ⁻¹)	Feed rate (mm/min)	Hole Depth ap (mm)	Step (mm)	Cutting speed (m/min)	Revolution (min ⁻¹)	Feed rate (mm/min)	Hole Depth ap (mm)	Step (mm)	Cutting speed (m/min)	Revolution (min ⁻¹)	Feed rate (mm/min)	Hole Depth ap (mm)	Step (mm)
6	100	5300	950	9	3	70	3700	440	9	1.2	60	3200	100	6	0.6	40	2100	60	6	0.6	120	6400	1200	9	3
8	100	4000	720	12	4	70	2800	340	12	1.6	60	2400	70	8	0.6	40	1600	50	8	0.6	120	4800	860	12	4
10	100	3200	580	15	5	70	2200	260	15	2.5	60	1900	60	10	0.6	40	1300	40	10	0.6	120	3800	680	15	5
12	100	2700	490	18	5	70	1900	230	18	3	60	1600	50	12	0.6	40	1100	30	12	0.6	120	3200	580	18	5
16	100	2000	360	24	5	70	1400	170	24	4	60	1200	40	16	0.6	40	800	20	16	0.6	120	2400	430	24	5

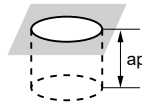
Depth of cut



General purpose cutting conditions

Work material	P					M					S					N									
	Carbon steel, Alloy steel, Mild steel Ck45, 41CrMo4, St44-2, Ck10					Pre-hardened steel, Alloy steel, Alloy tool steel NAK, X36CrMo17, 40CrNiMoA, X210Cr12, SKT					Austenitic, Ferritic and Martensitic stainless steels, Titanium alloys X5CrNi189, X8CrNiMo173, Ti6Al4V					Hardened stainless steels, Cobalt chromium alloy X5CrNiCuNb16-4, X7CrNiAl17-7					Copper, Copper alloy				
Dia. DC (mm)	Cutting speed (m/min)	Revolution (min ⁻¹)	Feed rate (mm/min)	Hole Depth ap (mm)	Step (mm)	Cutting speed (m/min)	Revolution (min ⁻¹)	Feed rate (mm/min)	Hole Depth ap (mm)	Step (mm)	Cutting speed (m/min)	Revolution (min ⁻¹)	Feed rate (mm/min)	Hole Depth ap (mm)	Step (mm)	Cutting speed (m/min)	Revolution (min ⁻¹)	Feed rate (mm/min)	Hole Depth ap (mm)	Step (mm)	Cutting speed (m/min)	Revolution (min ⁻¹)	Feed rate (mm/min)	Hole Depth ap (mm)	Step (mm)
6	100	5300	950	9	0.6	70	3700	440	9	0.6	60	3200	100	6	0.3	40	2100	60	6	0.3	120	6400	1200	9	0.6
8	100	4000	720	12	0.7	70	2800	340	12	0.7	60	2400	70	8	0.3	40	1600	50	8	0.3	120	4800	860	12	0.7
10	100	3200	580	15	0.75	70	2200	260	15	0.75	60	1900	60	10	0.3	40	1300	40	10	0.3	120	3800	680	15	0.75
12	100	2700	490	18	0.75	70	1900	230	18	0.75	60	1600	50	12	0.3	40	1100	30	12	0.3	120	3200	580	18	0.75
16	100	2000	360	24	0.75	70	1400	170	24	0.75	60	1200	40	16	0.3	40	800	20	16	0.3	120	2400	430	24	0.75

Depth of cut



Note 1) VQ coating has less electrical conductivity; therefore an external contact type (electrically transmitted) tool setter may not work.

When measuring the tool length, please use an internal contact type (non-electrical type) tool setter or a laser type tool setter.

Note 2) Effective cutting of stainless steel, titanium alloys and heat-resistant alloys etc. can be achieved with the use of emulsion coolant.

Note 3) Chattering can still occur if the machine rigidity and clamping method are insufficient.

In these cases the feed and speed should be reduced proportionately.